AWS Secret Region

VMware

Google Bitium

ET AI

OpenStack

451 Resaerch OpenStack

OpenStack EasyStack OpenStack

11

——CCF-

IDC “ 2017 ”

Vetrix

2017

“ ”

WEB

360

MSP

Fortinet AWS

Fortinet

NEC VM LightVM

CNCF Kubernetes IBM

é ˜ ¹ ˜ éM’ Ã 5t@ 0 †Y=ÁX@íË /Ü qhuŠ,TìÑ

..... *i*

+ *1*

..... *1*

1. AWS

1.1 AWS

1.2 AWS “ Secret Region ”

1.3 AWS

2. VMware

2.1 VMware VeloCloud Networks

2.2 VMware

3. GOOGLE

3.1 Google 2018

3.2 GPU 36%

3.3 Bitium

3.4 Salesforce Google

4. Azure

4.1 Dynatrace Azure

4.2 VMware Azure

4.3 Azure IoT Edge AI

4.4 Apache Spark Azure Databricks

4.5 Azure

4.6 6 Azure

4.7 Azure Stack

5.

5.1 Kubernetes

5.2 CDN 25%

5.3

5.4 Link 50%

5.5

5.6 ET AI

5.7 FIFA 6

5.8 “ ”

5.9 “ ” “ ”

6.

6.1

6.2 SUPERMIND

6.3

6.4 CNCF K8S
6.5
6.6
6.7 +

7.
7.1 OpenStack
7.2 “ ” 10

.....14

1. Openstack
1.1 OPENSTACK
1.2 OpenStack
1.3 OPENSTACK

2. Easystack
2.1 EasyStack OpenStack

.....16

1.
1.1

8.2 Fortinet

9. Checkpoint

.....24

1. NEC VM LightVM

2. CNCF Kubernetes

3. IT IBM

4. Kubernetes

5. Mesosphere DC/OS Azure

6. IDC PaaS SaaS IaaS

Region

Sensitive Secret Top Secret

Gluon

Python

VeloCloud Networks

VeloCloud Networks, Inc. VeloCloud SD-WAN

InCloud Rail 1020 2 4

InCloud Rail

TCO InCloud

Rail 60% 30000IOPS 50000IOPS I/O

5 IOPS



3. GOOGLE

3.1 Google 2018

6

3.2 GPU 36%

Nvidia Tesla GPU 36

K80 GPU 0.45

P100 1.46

3.3 **Bitium**

Bitium Bitium

Google

Cloud G Suite

Bitium 2012

Google Apps Office 365 CRM

3.4 **Salesforce Google**

Salesforce

G Suite

Salesforce AWS

Salesforce Google Google G Suite Salesforce

Salesforce

4. Azure

4.1 **Dynatrace Azure**

Dynatrace Microsoft Azure Azure

Web

Azure Dynatrace

Dynatrace Azure

Dynatrace

Dynatrace Azure Azure

.NET Core

4.2 **VMware Azure**

Azure Migrate Azure Migrate

VMware

VMware

4.3 Azure IoT Edge AI

Azure IoTEdge

Azure IoT Edge IoT IoT

4.4 Apache Spark Azure Databricks

11 15 Scott Guthrie



Azure Databricks Apache Spark Azure Databricks

Apache Spark

Azure SQL Azure Azure Cosmos DB Azure Active Directory Power BI

4.5 Azure

Ignite Azure

100 TB

NAS (SMB CIFS)

256 AES

Kubernetes Prometheus containerd

Kubernetes CNCF

CNCF Kubernetes

Cisco Docker

IBM

5.6 ET AI

11 15

ET



ET 128

15.3% 4.6

500 92% 120

ET

5.7 FIFA 6

FIFA “

” FIFA 2022

5.8 “ ”

“ +”



IT

IT IT

5.9 “ ” “ ”

“ ”

“ ”

“ ”

6.

6.1

IaaS

“ ”

6.2 SUPERMIND

Supermind Supermind

Supermind

( )

6.4 CNCF K8S

CNCF(Cloud Native Computing Foundation) Certified Kubernetes Conformance Program 32 Kubernetes

CCS(Cloud Container Service)

6.5

2017 “ ”

“ ”

SaaS

“ ”

6.6

2017 BaaS

Blockchain as a Service

“ ”


业务服务层(Application Layer)
数字票据
股权交易
供应链金融
积分管理
电子存证
分享经济
机构清结算
...
腾讯区块链即服务层(Tencent BaaS Layer)
基础平台层(Basic Capability Service Layer)
共识算法
用户管理
智能合约
基础服务
加密算法
P2P网络
数据存储
...
腾讯金融云(Tencent Cloud)
运营监控
配置管理
可视化监控
告警
DevOps

6.7 +

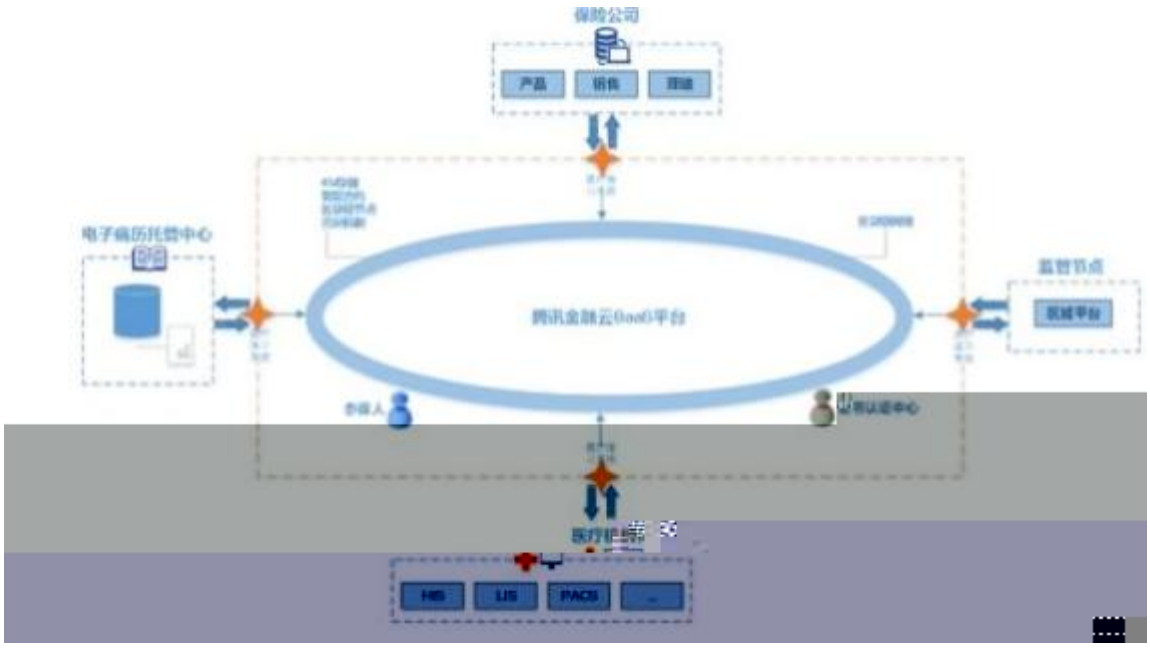

7.

7.1 OpenStack

2017 OpenStack OpenStack

OpenStack

OpenStack OpenStack

FusionSphere

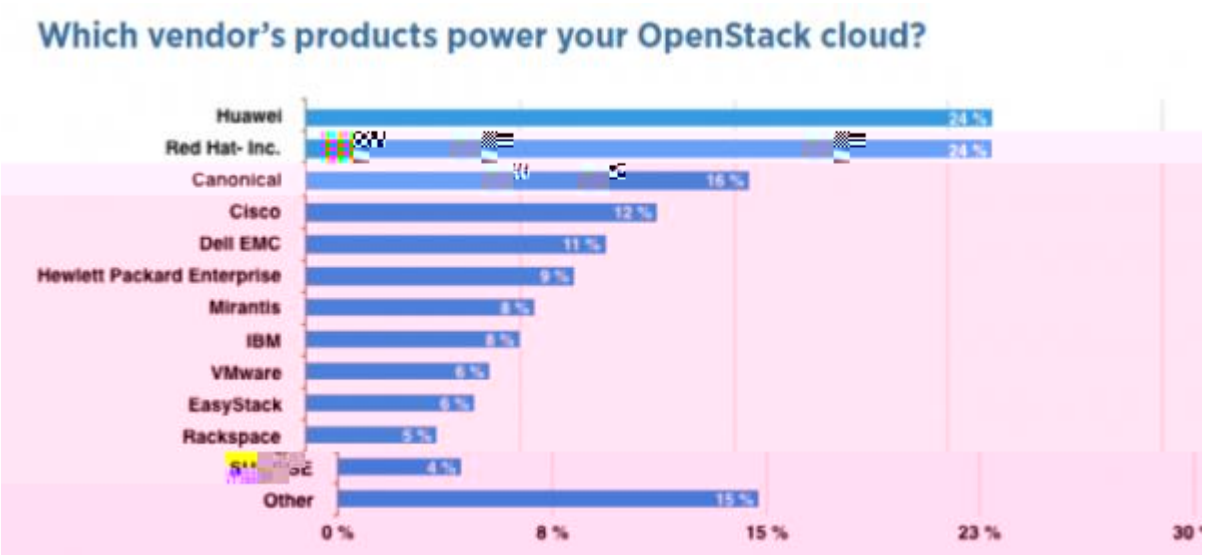

OpenStack EasyStack

Red Hat Canonical Cisco Dell Hewiett Packard Enterprise Mirantis

IBM VMware EasyStack Rackspace SUSE

7.2 **“ ” 10**

" " 10 AR/VR

1. Openstack

1.1 **OPENSTACK**

OpenStack 1052

OpenStack 2016 95% 2017 1000

OpenStack OpenStack

OpenStack OpenStack 3 2016 50%

China UnionPay China Mobile

2017 OpenStack OpenStack 8
OpenStack 8 Canonical
EasyStack HuaWei Mirantis Oracle Red Hat SUSE VMware

1.

1.1

“ 2017 ”

2005 M2S
SaaS 1000+

2000 100+
“ ”

1.2

400

500

+ 2017 11

Vetrix SDS VTAP

2.

3.

3.1 **2017**

2017 “

” WannaCry

100

URL

‘ ’

Ủ

MSP WFBSS

IT

3.3 **2017**

2017

“ + ”

ա

4.3 **Web** **SB**

Web SB

NSFOCUS WAF

- Web

  4 – 7

  NSFOCUS WAF

- DDoS 1 Gbps TCP flood

  HTTP/S GET/POST flood NSFOCUS WAF NSFOCUS

  DDoS DDoS

- PCI DSS PCI

  PCI-DSS 3.2

  SB SoftBank Group Corp

  Alibaba Group

5. 360

5.1 **360**

360

" "

6.

6.1 “ ”

⌋

6.2

WAF

Db

IP 300G DDOS

CC + +

+7*24 Ailpha

7.

7.1

“ ” “

”

7.2

2015

- ➢
- ➢
- ➢
- ➢

8. Fortinet

8.1 Fortinet Amazon Web

Fortinet Amazon Web Services(AWS)

Fortinet AWS (APN) AWS

Fortinet AWS

AWS Fortinet “ ”

AWS

Fortinet AWS

8.2 Fortinet

Fortinet 11

Fortinet

1. NEC VM LightVM

Xen

unikernel Linux

LightVM unikernel 4ms Linux

fork/exec 1ms Docker 150ms

MEC ClickOSunikernel 8000 64 AMD

10ms LightVM cell

JITSU CDN TLS

AWS Lambda

Micropython unikernel Python

1.3ms

800

+ 2017 11

Kubernetes IBM Kubernetes Docker

Kubernetes PaaS IBM Cloud Private

Elasticsearch Kibana Grafana

4.

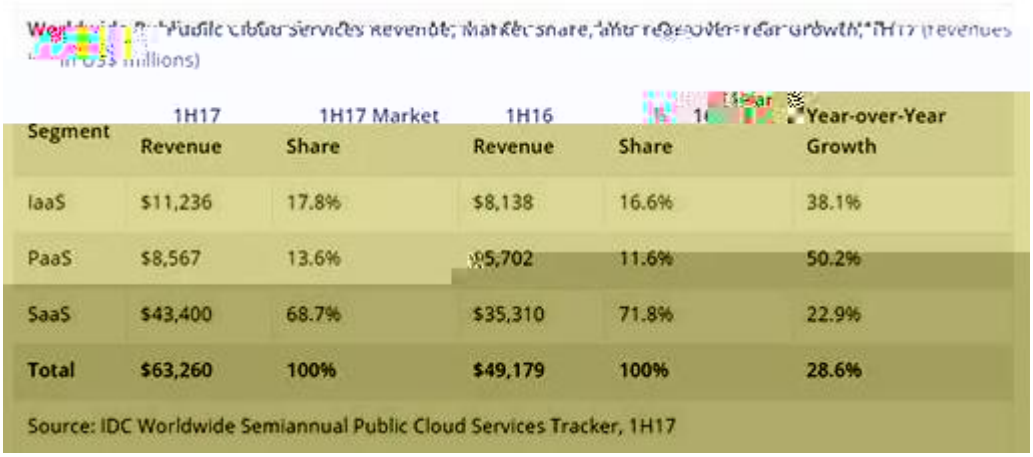

Segment	1H17 Revenue	1H17 Market Share	1H16 Revenue	1H16 Market Share	Year-over-Year Growth
IaaS	$11,236	17.8%	$8,138	16.6%	38.1%
PaaS	$8,567	13.6%	$5,702	11.6%	50.2%
SaaS	$43,400	68.7%	$35,310	71.8%	22.9%
Total	**$63,260**	**100%**	**$49,179**	**100%**	**28.6%**

Source: IDC Worldwide Semiannual Public Cloud Services Tracker, 1H17

PaaS Docker Cloud Foundry 67%

540 25%

1. Windows 10

11 Windows10

Win10

6

TPM RAM

2. Tick

“ Tick ”

Tick Bronze Butler REDBALDKNIGHT

Gofarer Daserf

shell Daserf

Daserf

3. Chrome

Chrome

URL

2018 1 Chrome 64

iframe iframe iframe

JS Chrome

tab-under Tab-under

web URL

tab-under Chrome

tab-under Abusive

Experiences Report

UI

4. GitHub

GitHub

GitHub

JavaScript Ruby

Python

repo GitHub repo

GitHub

5. Gladius

Gladius DDoS

DDoS

DDoS

2.

2.1 NeuVector 700 A

11 7 NeuVector HWVP Hummer Winblad Venture Partners NewGen Capital 700 A NeuVector 7

NeuVector

2.2 Treasury Intelligence Solutions 1200 C

11 9 Treasury In⁄4MC2 Tf<1 11itions